
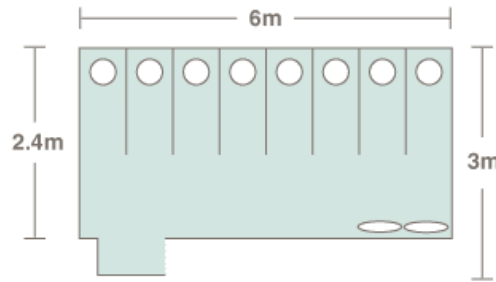


These portable bathrooms are designed for general admission events where large numbers of people are using the facilities. They are efficiently fitted out and offer everything required to service a crowd and are competitively priced.

### Female Deluxe

#### Features

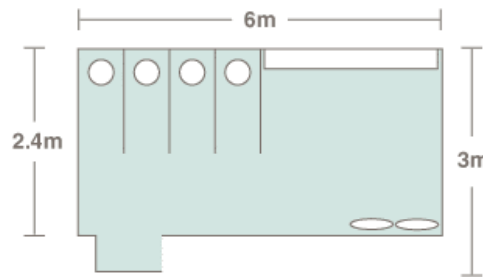
- 8 Pans
- 2 Hand Basins
- Mirror
- Lighting
- Liquid Soap and Paper Handtowel



### Male Deluxe

#### Features

- 3 metre Urinal
- 4 Pans
- 2 Hand Basins
- Mirror
- Lighting
- Liquid Soap and Paper Handtowel




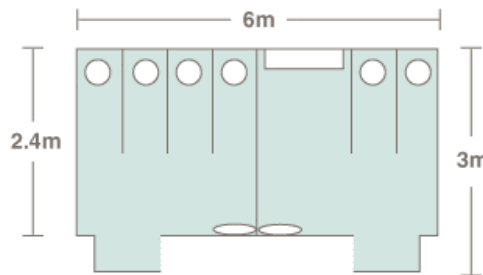
### Combination Male/Female Deluxe

#### Features Female

- 4 Pans
- 1 Hand Basins
- Mirror
- Lighting
- Liquid Soap and Paper Handtowel

#### Features Male

- 2 Pan
- 2 metre Urinal
- 1 Hand Basins
- Mirror
- Lighting
- Liquid Soap and Paper Handtowel



### Specifications

**Size** 6 meters x 3 meters

**Height** 3 meters

**Weight** 4000kg unloaded, 8000kg loaded

**Power** 10amp GPO outlet (single phase)

**Waste** 4000 Litres

**Water** Normal Garden tap required

**Access** 10 Tonne tilt tray truck & service truck

**Lifting** Lift Lugs Supplied (crane extra cost)